




Felix P. Camacho
Governor
Michael W. Cruz, M.D.
Lieutenant Governor

Government of Guam
(*Gubetnomenton Guahan*)
Department of Administration
(*Dipattamenton Atmenestration*)
Post Office Box 884 Hagatña, Guam 96932
Tel: (671) 475-1101/1250 * Fax: (671) 477-6788



Lourdes M. Perez
Director
Joseph C. Manibusan
Deputy Director

October 21, 2009

Honorable Senator Judith T. Won Pat
Speaker, 30th Guam Legislature
155 Hesler Place
Hagatna, Guam 96910

SUBJECT: Reporting Requirements
RE: Public Law 29-113

Buenas yan Hafa Adai! Pursuant to Public Law 29-113, attached are the Staffing Pattern and Expenditure Report for the 4th Quarter of Fiscal Year 2009. Reports are accessible through our website address at:

www.doa.guam.gov/

If you should have any questions, please contact my office at your convenience. **Si Yu'os Ma'ase.**


LOURDES M. PEREZ
Director

Attachments

1. Staffing Pattern as of 30 Sep 09
2. Expenditure Report 4th Quarter FY09

cc: Public Auditor, Office of Public Auditor
Director, BBMR

Government of Guam
Fiscal Year 2009 Budget
Agency Staffing Pattern
Current

[BBMR SP-1]

FUNCTIONAL AREA: FISCAL AND ADMINISTRATIVE

AGENCY: DEPARTMENT OF ADMINISTRATION

PROGRAM: DIRECTOR'S OFFICE

FUND: GENERAL FUND

as of: September 30, 2009

Input by Department										Input by Department									
(A)	(B)	(C)	(D)	(E)	(F)	(G)	(H)		(I)	(J)	(K)	(L)	(M)	(N)	(O)	(P)	(Q)	(R)	(S)
No.	Position Number	Position Title	Name of Incumbent	Grade/Step	Salary	Overtime	Special*	Increment		(E+F+G+I) Subtotal	Benefits					Medical (Premium)	Dental (Premium)	Total Benefits (K thru Q)	(J + R) TOTAL
								Date	Amt.		Retirement (J * 25.20%)	Retire (DDI) (\$15.52*26PP)	Social Security (6.2% * J)	Medicare (1.45%*J)	Life (I/)				
1	06001	Director	Lourdes M. Perez	L2/10	\$88,915	\$0	\$0	n/a	\$0	\$88,915	\$22,407	\$404	\$0	\$1,289	\$174	\$1,381	\$180	\$25,834	\$114,749
2	06002	Deputy Director	Joseph C. Manibusan	L4/10	73,020	0	0	n/a	0	73,020	18,401	0	0	1,059	174	1,381	180	21,195	94,215
3	06003	Administrative Services Officer	Daniel J. Hattig	N-08	43,490	0	0	1/8/2010	0	43,490	10,959	404	0	631	174	1,381	180	13,729	57,219
4	06008	Management Analyst IV	Kenneth C. Borja	N-10	46,596	0	0	3/5/2011	0	46,596	11,742	0	0	676	174	0	0	12,592	59,188
5	06009	Records Management Officer	Francisco R. Flores	K-08	34,518	0	0	1/20/2011	0	34,518	8,699	0	0	501	174	0	0	9,373	43,891
6	06010	Customer Service Supervisor	Marie Elizabeth T. Quenga	J-11	35,618	0	0	9/1/2010	0	35,618	8,976	404	0	516	174	0	0	10,070	45,688
7	06011	Customer Service Representative	Vacant (7/31/09)	H-04	23,720	0	0	11/1/2009	0	23,720	5,977	404	0	344	174	2,233	270	9,402	33,122
8	6070	Building Maintenance Leader	Vacant (4/7/08)	J-01	22,942	0	0	n/a	0	22,942	5,781	404	0	333	174	1,381	180	8,253	31,195
9	69105	Building Inspector	Vacant (3/16/09)	I-11	33,206	0	0	n/a	0	33,206	8,368	0	0	481	174	0	0	9,023	42,229
10	69109	Agricultural Gardener	Melton Duenas Jr.	E-16	30,712	0	0	2/14/2011	0	30,712	7,739	0	0	445	174	3,164	385	11,908	42,620
11	06004	Private Secretary	Vacant (5/2/08)	I-10	32,083	0	0	n/a	0	32,083	8,085	404	0	465	174	0	0	9,128	41,211
12					0	0	0		0	0	0	0	0	0	0	0	0	0	0
13					0	0	0		0	0	0	0	0	0	0	0	0	0	0
14					0	0	0		0	0	0	0	0	0	0	0	0	0	0
15					0	0	0		0	0	0	0	0	0	0	0	0	0	0
16					0	0	0		0	0	0	0	0	0	0	0	0	0	0
17					0	0	0		0	0	0	0	0	0	0	0	0	0	0
18					0	0	0		0	0	0	0	0	0	0	0	0	0	0
19					0	0	0		0	0	0	0	0	0	0	0	0	0	0
20					0	0	0		0	0	0	0	0	0	0	0	0	0	0
21					0	0	0		0	0	0	0	0	0	0	0	0	0	0
22					0	0	0		0	0	0	0	0	0	0	0	0	0	0
23					0	0	0		0	0	0	0	0	0	0	0	0	0	0
24					0	0	0		0	0	0	0	0	0	0	0	0	0	0
25					0	0	0		0	0	0	0	0	0	0	0	0	0	0
Grand Total:					\$464,820	\$0	\$0		\$0	\$464,820	\$117,135	\$2,422	\$0	\$6,740	\$1,914	\$10,921	\$1,375	\$140,507	\$605,327

* Night Differential / Hazardous / Worker's Compensation / etc.

I/: Current GovGuam contribution for Life Insurance is \$174 per annum

Government of Guam
Fiscal Year 2009 Budget
Agency Staffing Pattern
Current

[BBMR SP-1]

FUNCTIONAL AREA: FISCAL AND ADMINISTRATIVE

AGENCY: DEPARTMENT OF ADMINISTRATION

PROGRAM: HUMAN RESOURCES DIVISION

FUND: GENERAL FUND

as of: September 30, 2009

Input by Department										Input by Department									
(A)	(B)	(C)	(D)	(E)	(F)	(G)	(H)		(I)	(J)	(K)	(L)	(M)	(N)	(O)	(P)	(Q)	(R)	(S)
No.	Position Number	Position Title	Name of Incumbent	Grade/ Step	Salary	Overtime	Special*	Increment		(E+F+G+I) Subtotal	Benefits					Medical (Premium)	Dental (Premium)	Total Benefits (K thru Q)	(J + R) TOTAL
								Date	Amt.		Retirement (J *25.20%)	Retire (DDI) (\$15.52*26PPE)	Social Security (6.2% * J)	Medicare (1.45%*J)	Life (I/)				
ADMINISTRATOR'S OFFICE																			
1	61001	Personnel Services Adm	Cecilia G. Martinez	Q-11	62,646	0	0	3/6/2010	0	62,646	15,787	404	0	908	174	0	0	17,273	79,919
2	61003	Administrative Officer	Dora Marie P. Fausto	L-08	37,128	0	0	10/15/2010	0	37,128	9,356	0	0	538	174	0	0	10,069	47,197
3	61007	Personnel Assistant (ILO WPS I)	Vacant (10/15/06)	G-01	0	0	0	n/a	0	0	0	0	0	0	0	0	0	0	0
4	61022	Asst Pers Svcs Administrator	Rose A. N. Cruz	P-13	61,283	0	0	8/28/2010	0	61,283	15,443	0	0	889	174	0	0	16,506	77,789
5	61023	Personnel Assistant I	Lennie L. Guzman	G-05	23,404	0	0	8/22/2010	0	23,404	5,898	404	0	339	174	2,233	0	9,048	32,452
6	61004	Word Processing Secretary II	Vacant (5/7/07)	H-01	0	0	0	n/a	0	0	0	0	0	0	0	0	0	0	0
7	61032	Drug-Free Workplace Coord	Judith D.P. Gagan	J-12	36,865	0	0	9/29/2009	106	36,971	9,317	0	0	536	174	3,607	414	14,048	51,019
ADM SVCS & RECORDS BR																			
8	61005	Personnel Specialist IV	Kenneth F. Borja	N-12	49,915	0	0	12/11/2009	0	49,915	12,579	0	0	724	174	0	0	13,476	63,391
9	61006	Personnel Assistant II	Delia V. Rillera	I-05	26,736	0	0	8/29/2010	0	26,736	6,737	404	0	388	174	1,838	231	9,772	36,508
10	62006	Personnel Assistant II	Brett W. Duenas	I-09	31,014	0	0	3/1/2011	0	31,014	7,816	404	0	450	174	1,838	231	10,912	41,926
11	61006	Personnel Assistant II	Keith W. Hattig	I-09	31,014	0	0	5/28/2010	0	31,014	7,816	404	0	450	174	1,381	180	10,404	41,418
12	61009	Personnel Assistant II	AnnaMarie C. Pablo	I-06	27,805	0	0	4/11/2010	0	27,805	7,007	404	0	403	174	0	0	7,988	35,793
13	61002	Personnel Specialist III	Vacant (9/29/03)	M-01	0	0	0		0	0	0	0	0	0	0	0	0	0	0
CLASSIFICATION AND PAY BRANCH																			
14	61017	Personnel Specialist IV - Supv.	Vacant (8/28/06)	N-01	0	0	0	n/a	0	0	0	0	0	0	0	0	0	0	0
15	61008	Personnel Specialist III	Bernadette L. P. Lizama	M-10	43,018	0	0	6/18/2010	0	43,018	10,841	404	0	624	174	0	0	12,042	55,060
16	61010	Personnel Specialist III	Shane G. L. Ngata	M-06	37,282	0	0	10/2/2009	0	37,282	9,395	404	0	541	174	1,381	180	12,075	49,357
17	61012	Personnel Specialist III	Lora J. R. Mojica	M-09	41,584	0	0	10/29/2010	0	41,584	10,479	0	0	603	174	0	0	11,256	52,840
18	61024	Personnel Specialist III	Michael W. Schneip	M-05	35,848	0	0	5/12/2010	0	35,848	9,034	404	0	520	174	1,381	180	11,692	47,540
19	61629	Personnel Mgt Analyst III	Vacant (1/7/08)	N-08	43,490	0	0	n/a	0	43,490	10,959	404	0	631	174	1,381	180	13,729	57,219
EMPLOYEE MANAGEMENT RELATIONS BRANCH																			
20	61028	Employee-Mgmt Rel Officer II	Kathryn M. C. Diaz	N-13	51,662	0	0	9/19/2011	0	51,662	13,019	0	0	749	174	0	0	13,942	65,604
22	61035	Personnel Specialist II	Ellen M. Ryan	L-08	37,128	0	0	1/16/2011	0	37,128	9,356	0	0	538	174	1,381	180	11,630	48,758
23	61016	Personnel Specialist I	Vacant (8/8/05)	K-01	0	0	0		0	0	0	0	0	0	0	0	0	0	0
24	06008	Personnel Assistant I	Vacant (3/22/05)	G-01	0	0	0	n/a	0	0	0	0	0	0	0	0	0	0	0
25	61019	Personnel Mgt Analyst III	Vacant (12/23/07)	N-01	0	0	0	n/a	0	0	0	0	0	0	0	0	0	0	0
Grand Total:					\$677,822	\$0	\$0		\$106	\$677,928	\$170,838	\$4,040	\$0	\$9,830	\$2,958	\$16,421	\$1,776	\$205,863	\$883,791

* Night Differential / Hazardous / Worker's Compensation / etc.

1/ Current GovGuam contribution for Life Insurance is \$174 per annum

Government of Guam
Fiscal Year 2009 Budget
Agency Staffing Pattern
Current

[BBMR SP-1]

FUNCTIONAL AREA: FISCAL AND ADMINISTRATIVE

AGENCY: DEPARTMENT OF ADMINISTRATION

PROGRAM: HUMAN RESOURCES DIVISION

FUND: GENERAL FUND

as of: September 30, 2009

Input by Department										Input by Department									
No.	(A) Position Number	(B) Position Title	(C) Name of Incumbent	(D) Grade/Step	(E) Salary	(F) Overtime	(G) Special*	(H) Increment		(J) (E+F+G+I) Subtotal	(K) Retirement (J *25.20%)	(L) Retire (DDI) (\$15.52*26PP)	(M) Social Security (6.2% * J)	(N) Medicare (1.45%*J)	(O) Life (I/)	(P) Medical (Premium)	(Q) Dental (Premium)	(R) Total Benefits (K thru Q)	(S) (J + R) TOTAL
								Date	Amt.										
EMPLOYEE BENEFITS BRANCH																			
1	61030	Personnel Specialist IV - Supv.	Leonora P. Candaso	N-10	46,596	0	0	3/29/2011	0	46,596	11,742	404	0	676	174	0	0	12,996	59,592
2	61019	Grp Ins Spec I (ILO PMA III)	Vacant (12/03/07)	I-01	0	0	0	n/a	0	0	0	0	0	0	0	0	0	0	0
3	61027	Personnel Specialist II	Teresita S. Delos Reyes	L-15	47,246	0	0	1/4/2011	0	47,246	11,906	404	0	685	174	1,381	180	14,730	61,976
4	61033	Group Insurance Specialist I	Miguel Q. Cruz	I-09	31,014	0	0	9/21/2009	89	31,103	7,838	404	0	451	174	1,381	180	10,428	41,531
TRAINING AND DEVELOPMENT BRANCH																			
5	62002	Personnel Specialist IV	Robert D. Taitano	N-14	53,470	0	0	7/1/2010	0	53,470	13,474	404	0	775	174	1,381	180	16,389	69,859
6	61934	Personnel Specialist III	Raymond P. C. Artero	M-15	51,092	0	0	10/1/2010	0	51,092	12,875	404	0	741	174	1,381	180	15,755	66,847
7	62005	Personnel Assistant I (ILO AA)	Vacant	F-01	0	0	0	n/a	0	0	0	0	0	0	0	0	0	0	0
8	62004	Employee Development Spc II	Vacant (12/31/99)	M-01	0	0	0	n/a	0	0	0	0	0	0	0	0	0	0	0
9	62007	Personnel Specialist III	Vacant (11/20/00)	M-01	0	0	0	n/a	0	0	0	0	0	0	0	0	0	0	0
TEST DEVELOPMENT & RESEARCH/RECRUITMENT BRANCHES																			
10	61011	Personnel Specialist IV - Supv.	Vacant (9/10/04)	N-01	0	0	0	n/a	0	0	0	0	0	0	0	0	0	0	0
11	62001	Personnel Specialist IV	Francis N. Flisco	N-13	51,662	0	0	3/22/2010	0	51,662	13,019	404	0	749	174	3,607	414	18,367	70,029
12	61018	Personnel Specialist III	Josephine M. Coad	M-11	44,524	0	0	3/29/2010	0	44,524	11,220	404	0	646	174	0	0	12,444	56,968
13	62003	Personnel Specialist III	Catherine L. P. Borja	M-16	52,880	0	0	7/14/2011	0	52,880	13,326	0	0	767	174	1,381	180	15,828	68,708
14	61026	Personnel Assistant II	Vacant (3/27/09)	I-16	39,438	0	0	1/3/2011	0	39,438	9,938	0	0	0	174	3,164	385	13,661	53,099
15	61014	Personnel Specialist III	Anthony B. Cepeda	M-09	41,584	0	0	6/14/2010	0	41,584	10,479	0	0	603	174	0	0	11,256	52,840
16	61025	Personnel Specialist II KPP III	Herta L. Dela Cruz	L-10	39,780	0	0	11/1/2009	0	39,780	10,025	0	0	577	174	1,381	180	12,336	52,116
17	61015	Personnel Assistant I (ilo CSR)	Linda A. Santos	G-02	19,893	0	0	8/4/2010	0	19,893	5,013	0	0	288	0	1,838	231	7,370	27,263
18	61021	Personnel Specialist III	Cecilia M. Reyes	M-09	41,584	0	0	11/8/2010	0	41,584	10,479	0	0	603	174	0	0	11,256	52,840
REGULATORY COMPLIANCE BRANCH																			
19	61013	Personnel Mgt Analyst III	Ramon T. Lizama	N-26	80,796	0	0	3/27/2011	0	80,796	20,361	0	0	0	174	3,607	414	24,556	105,352
20	61029	Personnel Mgt Analyst III	Vacant (11/24/06)	N-01	0	0	0	n/a	0	0	0	0	0	0	0	0	0	0	0
21	61037	Personnel Mgt Analyst III	Maria L. G. Cruz	N-15	55,341	0	0	4/12/2010	0	55,341	13,946	404	0	802	174	1,838	231	17,395	72,736
Grand Total:					\$696,900	\$0	\$0		\$89	\$696,989	\$175,641	\$3,232	\$0	\$8,363	\$2,436	\$22,340	\$2,755	\$214,767	\$911,756

* Night Differential / Hazardous / Worker's Compensation / etc.

1/: Current GovGuam contribution for Life Insurance is \$174 per annum

Government of Guam
Fiscal Year 2009 Budget
Agency Staffing Pattern
Current

[BBMR SP-1]

FUNCTIONAL AREA: FISCAL AND ADMINISTRATIVE

AGENCY: DEPARTMENT OF ADMINISTRATION

PROGRAM: FINANCIAL MANAGEMENT DIVISION

FUND: GENERAL FUND

as of: September 30, 2009

Input by Department										Input by Department									
(A)	(B)	(C)	(D)	(E)	(F)	(G)	(H)		(I)	(J)	(K)	(L)	(M)	(N)	(O)	(P)	(Q)	(R)	(S)
No.	Position Number	Position Title	Name of Incumbent	Grade/ Step	Salary	Overtime	Special*	Increment		Subtotal (E+F+G+I)	Benefits					Medical (Premium)	Dental (Premium)	Total Benefits (K thru Q)	(J + R) TOTAL
								Date	Amt.		Retirement (J *25.20%)	Retire (DDI) (\$15.52*26PP)	Social Security (6.2% * J)	Medicare (1.45%*J)	Life (I/)				
1	63001	Treasurer of Guam	Rosita T. Fejeran	O-10	\$50,717	\$0	\$0	4/23/2010	\$0	\$50,717	\$12,781	\$404	\$0	\$735	\$174	\$1,838	\$231	\$16,163	\$66,880
2	63002	Assistant Treasurer of Guam	Vacant (10/23/06)	M-01	0	0	0	n/a	0	0	0	0	0	0	0	0	0	0	0
3	63018	Administrative Officer	Vacant (11/12/07)	L-01	0	0	0	n/a	0	0	0	0	0	0	0	0	0	0	0
4	63017	Customer Svcs Supervisor	Ignacio P. Pereda	J-11	35,618	0	0	12/16/2009	0	35,618	8,976	0	0	516	174	3,607	414	13,687	49,305
5	63015	Customer Svcs Representative	Dolores M. Rivera	H-18	39,454	0	0	7/20/2011	0	39,454	9,942	0	0	572	174	1,381	180	12,249	51,703
6	63003	Treasury Cashier Supervisor	Maria T. Uson	I-13	35,571	0	0	4/16/2010	0	35,571	8,964	0	0	516	174	1,381	180	11,215	46,786
7	63004	Treasury Cashier	Lolita I. Toves	G-05	23,404	0	0	7/25/2010	0	23,404	5,898	404	0	339	174	1,381	180	8,376	31,780
8	63005	Treasury Cashier	Vacant (7/20/09)	G-17	35,732	0	0	n/a	0	35,732	9,004	0	0	518	174	1,381	180	11,258	46,990
9	63006	Treasury Cashier	Vacant (12-19-08)	G-08	26,212	0	0	1/17/2010	0	26,212	6,605	404	0	380	174	0	0	7,563	33,775
10	63007	Treasury Cashier	Dolores P. Cruz	G-20	39,617	0	0	3/28/2010	0	39,617	9,983	0	0	0	174	1,381	0	11,538	51,155
11	63008	Treasury Cashier	Rosita I. Adamos	G-23	43,924	0	0	2/4/2011	0	43,924	11,069	0	0	637	174	1,381	0	13,261	57,185
12	63009	Treasury Cashier	Katherine R. Calvo	G-08	26,212	0	0	1/2/2010	0	26,212	6,605	404	0	380	174	1,838	231	9,632	35,844
13	63010	Treasury Cashier	Maria U. Fegurur	G-02	19,893	0	0	5/27/2010	0	19,893	5,013	404	0	288	174	0	0	5,879	25,772
14	63011	Treasury Cashier	Marie T. C. Cepeda	G-01	18,723	0	0	2/10/2010	0	18,723	4,718	404	0	271	174	3,607	414	9,589	28,312
15	63012	Treasury Cashier	Jessica M. A. Johnson	G-01	18,723	0	0	2/16/2010	0	18,723	4,718	404	0	271	174	3,607	414	9,589	28,312
16	63013	Treasury Cashier	Frances L. G. Cabana	G-13	31,138	0	0	2/22/2010	0	31,138	7,847	404	0	452	174	1,381	180	10,437	41,575
17	63014	Treasury Cashier	Dorothy B. Taijeron	G-04	22,234	0	0	1/3/2010	0	22,234	5,603	404	0	322	174	3,164	385	10,052	32,286
18	63016	Treasury Cashier	Pamela Jean L. Aguon	G-01	18,723	0	0	2/23/2010	0	18,723	4,718	404	0	271	174	3,607	414	9,589	28,312
19	63019	Treasury Cashier	Francine M. Taimanglo	G-02	19,893	0	0	6/11/2010	0	19,893	5,013	404	0	288	174	1,838	231	7,948	27,841
20	63020	Treasury Cashier Supervisor	Maryann T. San Nicolas	I-12	34,368	0	0	7/3/2010	0	34,368	8,661	0	0	498	174	3,164	385	12,882	47,250
21					0	0	0		0	0	0	0	0	0	0	0	0	0	0
22					0	0	0		0	0	0	0	0	0	0	0	0	0	0
23					0	0	0		0	0	0	0	0	0	0	0	0	0	0
24					0	0	0		0	0	0	0	0	0	0	0	0	0	0
25					0	0	0		0	0	0	0	0	0	0	0	0	0	0
Grand Total:					\$540,156	\$0	\$0		\$0	\$540,156	\$136,119	\$4,444	\$0	\$7,258	\$3,132	\$35,937	\$4,019	\$190,909	\$731,065

* Night Differential / Hazardous / Worker's Compensation / etc.

I/: Current GovGuam contribution for Life Insurance is \$174 per annum

Government of Guam
Fiscal Year 2009 Budget
Agency Staffing Pattern
Current

[BBMR SP-1]

FUNCTIONAL AREA: FISCAL AND ADMINISTRATIVE

AGENCY: DEPARTMENT OF ADMINISTRATION

PROGRAM: DATA PROCESSING DIVISION

FUND: GENERAL FUND

as of: September 30, 2009

Input by Department										Input by Department									
(A)	(B)	(C)	(D)	(E)	(F)	(G)	(H)		(I)	(J)	(K)	(L)	(M)	(N)	(O)	(P)	(Q)	(R)	(S)
No.	Position Number	Position Title	Name of Incumbent	Grade/ Step	Salary	Overtime	Special*	Increment		(E+F+G+I) Subtotal	Benefits					Medical (Premium)	Dental (Premium)	Total Benefits (K thru Q)	(J + R) TOTAL
								Date	Amt.		Retirement (J *25.20%)	Retire (DDI) (\$15.52*26PP)	Social Security (6.2% * J)	Medicare (1.45%*J)	Life (1)				
1	64001	Data Processing Manager	Vacant	Q-01	\$0	\$0	\$0		\$0	\$0	\$0	\$0	\$0	\$0	\$0	\$0	\$0	\$0	\$0
2	64002	Administrative Officer	Frances F. Taitano	L-06	34,476	0	0	2/14/2010	0	34,476	8,688	404	0	500	174	1,838	231	11,835	46,311
3	64011	Computer Systems Analyst II	Geraldine S. Delgado	M-16	52,880	0	0	12/11/2009	0	52,880	13,326	0	0	0	174	0	0	13,500	66,380
4	64014	Computer Systems Analyst II	Mary Ann D. Mendiola	M-14	49,364	0	0	7/20/2010	0	49,364	12,440	0	0	716	174	0	0	13,330	62,694
5	64035	Computer Systems Analyst II	Shirley Ann L. G. Munoz	M-12	46,082	0	0	7/26/2011	0	46,082	11,613	0	0	668	174	3,607	414	16,476	62,558
6	64018	Computer Systems Analyst II	Michael S. Cruz	M-17	54,731	0	0	3/29/2011	0	54,731	13,792	0	0	794	174	1,381	180	16,321	71,052
7	64020	Teleproc Network Coordinator	Francis R. Perez	J-16	42,304	0	0	8/2/2010	0	42,304	10,661	0	0	0	174	3,164	385	14,384	56,688
8	64022	Computer Ops Supervisor	Elaine J. Cruz	L-14	45,648	0	0	4/1/2011	0	45,648	11,503	404	0	662	174	1,381	180	14,304	59,952
9	64016	Computer Systems Analyst I	Roman M. Palomo	L-13	44,105	0	0	10/18/2010	0	44,105	11,114	0	0	640	174	1,838	231	13,997	58,102
10	64040	Teleproc Network Coordinator	Victor S. N. Sotto	J-12	36,865	0	0	10/10/2009	0	36,865	9,290	0	0	535	174	1,381	180	11,560	48,425
11					0	0	0		0	0	0	0	0	0	0	0	0	0	0
12					0	0	0		0	0	0	0	0	0	0	0	0	0	0
13					0	0	0		0	0	0	0	0	0	0	0	0	0	0
14					0	0	0		0	0	0	0	0	0	0	0	0	0	0
15					0	0	0		0	0	0	0	0	0	0	0	0	0	0
16					0	0	0		0	0	0	0	0	0	0	0	0	0	0
17					0	0	0		0	0	0	0	0	0	0	0	0	0	0
18					0	0	0		0	0	0	0	0	0	0	0	0	0	0
19					0	0	0		0	0	0	0	0	0	0	0	0	0	0
20					0	0	0		0	0	0	0	0	0	0	0	0	0	0
21					0	0	0		0	0	0	0	0	0	0	0	0	0	0
22					0	0	0		0	0	0	0	0	0	0	0	0	0	0
23					0	0	0		0	0	0	0	0	0	0	0	0	0	0
24					0	0	0		0	0	0	0	0	0	0	0	0	0	0
25					0	0	0		0	0	0	0	0	0	0	0	0	0	0
		Grand Total:			\$406,455	\$0	\$0		\$0	\$406,455	\$102,427	\$808	\$0	\$4,513	\$1,566	\$14,590	\$1,801	\$125,705	\$532,160

* Night Differential / Hazardous / Worker's Compensation / etc.

1): Current GovGuam contribution for Life Insurance is \$174 per annum

Government of Guam
Fiscal Year 2009 Budget
Agency Staffing Pattern
Current

[BBMR SP-1]

FUNCTIONAL AREA: FISCAL AND ADMINISTRATIVE

AGENCY: DEPARTMENT OF ADMINISTRATION

PROGRAM: GENERAL SERVICES AGENCY

FUND: GENERAL FUND

as of: September 30, 2009

Input by Department										Input by Department									
(A)	(B)	(C)	(D)	(E)	(F)	(G)	(H)		(I)	(J)	(K)	(L)	(M)	(N)	(O)	(P)	(Q)	(R)	(S)
No.	Position Number	Position Title	Name of Incumbent	Grade/Step	Salary	Overtime	Special*	Increment		(E+F+G+I) Subtotal	Retirement (J * 25.20%)	Retire (DDI) (\$15.52 * 26PP)	Social Security (6.2% * J)	Medicare (1.45% * J)	Life (1/)	Medical (Premium)	Dental (Premium)	Total Benefits (K thru Q)	(J + R) TOTAL
								Date	Amt.										
1	65001	Chief Procurement Officer	Claudia S. Acfalle	Q-09	\$58,510	\$0	\$0	5/17/2010	\$0	\$58,510	\$14,745	\$0	\$0	\$0	\$174	\$0	\$0	\$14,919	\$73,429
2	65025	Administrative Assistant	Marissa D. Leon Guerrero	J-12	36,865	0	0	12/22/2010	0	36,865	9,290	404	0	535	174	1,381	180	11,964	48,829
3	65035	Customer Svcs Representative	Alamanita Fama-Alcantara	H-10	29,962	0	0	7/9/2010	0	29,962	7,550	0	0	434	174	1,381	180	9,720	39,682
4	65003	Clerk II	Euphrasia S.L. Lujan	D-01	15,840	0	0	5/29/2010	0	15,840	3,992	404	0	230	174	1,248	168	6,047	21,887
5	65004	Clerk II	Christine M. Tedtaotao	D-01	15,840	0	0	9/14/2010	0	15,840	3,992	404	0	230	174	1,248	168	6,047	21,887
6	65007	Administrative Aide	Vacant (10/19/07)	F-01	0	0	0	n/a	0	0	0	0	0	0	0	0	0	0	0
PURCHASING BRANCH					0	0	0		0	0	0	0	0	0	0	0	0	0	0
7	65017	Buyer Supervisor II	Anita T. Cruz	J-08	32,119	0	0	1/17/2010	0	32,119	8,094	0	0	466	174	0	0	8,734	40,853
8	65021	Buyer Supervisor II	Vacant	J-01	0	0	0		0	0	0	0	0	0	0	0	0	0	0
9	65019	Buyer II	Pedro F. San Nicolas	H-07	26,965	0	0	1/6/2010	0	26,965	6,795	404	0	391	174	0	180	7,944	34,909
10	65015	Buyer II	Vacant (3/3/08)	H-01	0	0	0		0	0	0	0	0	0	0	0	0	0	0
11	65012	Buyer II	Vacant (8/5/06)	H-01	0	0	0		0	0	0	0	0	0	0	0	0	0	0
12	65013	Buyer II	Vacant (7/17/08)	H-01	0	0	0		0	0	0	0	0	0	0	0	0	0	0
13	65014	Buyer II	Isabel Q. Camacho	H-06	25,967	0	0	8/19/2009	167	26,134	6,586	404	0	379	174	0	0	7,543	33,677
14	65020	Buyer II	Vacant (7/28/06)	H-01	0	0	0		0	0	0	0	0	0	0	0	0	0	0
15	65030	Buyer I (ilo Buyer II)	Paul T. Llanes	G-02	19,893	0	0	9/1/2009	96	19,989	5,037	404	0	290	174	3,164	385	9,454	29,443
16	65018	Supply Clerk	Matthew P. Chargualaf	E-04	19,779	0	0	10/30/2009	0	19,779	4,984	404	0	287	174	1,838	231	7,918	27,697
17	65027	Buyer I	Barbara S. Quintanilla	G-02	19,893	0	0	12/20/2009	0	19,893	5,013	404	0	288	174	0	0	5,879	25,772
18	65026	Buyer I	Belinda B. Paulino	G-02	19,893	0	0	7/29/2010	0	19,893	5,013	404	0	288	174	0	180	6,059	25,952
19	65022	Buyer I	Inez L. Perez	G-02	19,893	0	0	7/29/2010	0	19,893	5,013	404	0	288	174	0	0	5,879	25,772
CONTROL BRANCH					0	0	0		0	0	0	0	0	0	0	0	0	0	0
20	65016	Customer Svcs Representative	Michael A. Terlaje	H-12	32,096	0	0	12/16/2009	0	32,096	8,088	0	0	465	174	1,381	180	10,289	42,385
Grand Total:					\$373,515	\$0	\$0		\$263	\$373,778	\$94,192	\$4,040	\$0	\$4,571	\$2,436	\$11,641	\$1,852	\$118,396	\$492,174

* Night Differential / Hazardous / Worker's Compensation / etc.

1/: Current GovGuam contribution for Life Insurance is \$174 per annum

Government of Guam
Fiscal Year 2009 Budget
Agency Staffing Pattern
Current

FUNCTIONAL AREA: FISCAL AND ADMINISTRATIVE
AGENCY: DEPARTMENT OF ADMINISTRATION
PROGRAM: GENERAL SERVICES AGENCY
FUND: GENERAL FUND
as of: September 30, 2009

Input by Department										Input by Department									
(A)	(B)	(C)	(D)	(E)	(F)	(G)	(H)		(J)	(K)	(L)	(M)	(N)	(O)	(P)	(Q)	(R)	(S)	
No.	Position Number	Position Title	Name of Incumbent	Grade/ Step	Salary	Overtime	Special*	Increment		(E+F+G+I) Subtotal	Retirement (J * 25.20%)	Retire (DDI) (\$15.52 * 26PP)	Social Security (6.2% * J)	Medicare (1.45% * J)	Life (1/)	Medical (Premium)	Dental (Premium)	Total Benefits (K thru Q)	(J + R) TOTAL
								Date	Amt.										
1		OPERATIONS BRANCH			\$0	\$0	\$0		\$0	\$0	\$0	\$0	\$0	\$0	\$0	\$0	\$0	\$0	
2	65041	Inventory Management Officer	Roger L. Carpela	J-12	36,865	0	0	8/24/2011	0	36,865	9,290	0	0	535	174	3,164	385	13,548	50,413
3	65044	Storekeeper II	Lisa U. Ruiz	F-14	30,355	0	0	1/12/2011	0	30,355	7,649	0	0	440	174	0	0	8,264	38,619
4	65024	Supply Clerk	Carmelita D. Castro	E-11	25,858	0	0	6/20/2010	0	25,858	6,516	0	0	375	174	1,381	180	8,626	34,484
5	65042	Storekeeper II	Frankie M. Paulino	F-15	31,418	0	0	1/28/2011	0	31,418	7,917	0	0	456	174	1,381	180	10,108	41,526
6	65049	Storekeeper I	Rolland D. A. Reyes	E-13	27,700	0	0	11/3/2010	0	27,700	6,980	0	0	0	174	0	0	7,154	34,854
		SURPLUS BRANCH																	
7	69301	Surplus Property Mgt Adm	Raymond P. Bamba	M-07	38,716	0	0	7/3/2010	0	38,716	9,756	0	0	561	174	2,233	270	12,995	51,711
8	65031	Surplus Property Technician	Joseph A. Quinata	G-13	31,138	0	0	10/2/2010	0	31,138	7,847	0	0	452	174	0	0	8,472	39,610
9	69116	Maintenance Custodian	Robert B. Manibusan	D-10	23,760	0	0	4/17/2010	0	23,760	5,988	404	0	345	174	0	0	6,910	30,670
10	65028	Surplus Property Technician	Vacant		0	0	0		0	0	0	0	0	0	0	0	0	0	
11	65039	Supply Clerk	Vacant	E-01	0	0	0		0	0	0	0	0	0	0	0	0	0	
12	5101	Cashier I	Julita S. Quenga	D-09	22,968	0	0	4/11/2010	0	22,968	5,788	404	0	333	174	1,381	180	8,260	31,228
Grand Total:					\$268,778	\$0	\$0		\$0	\$268,778	\$67,732	\$808	\$0	\$3,496	\$1,566	\$9,540	\$1,195	\$84,337	\$353,115

* Night Differential / Hazardous / Worker's Compensation / etc.
1/: Current GovGuam contribution for Life Insurance is \$174 per annum

Government of Guam
Fiscal Year 2009 Budget
Agency Staffing Pattern
Current

[BBMR SP-1]

FUNCTIONAL AREA: FISCAL AND ADMINISTRATIVE

AGENCY: DEPARTMENT OF ADMINISTRATION

PROGRAM: DIVISION OF ACCOUNTS

FUND: GENERAL FUND

as of: September 30, 2009

Input by Department										Input by Department									
(A)	(B)	(C)	(D)	(E)	(F)	(G)	(H)	(I)	(J)	(K)	(L)	(M)	(N)	(O)	(P)	(Q)	(R)	(S)	
No.	Position Number	Position Title	Name of Incumbent	Grade/Step	Salary	Overtime	Special*	Increment		(E+F+G+I) Subtotal	Retirement (J *25.20%)	Retire (DD1) (\$15.52*26PP)	Social Security (6.2% * J)	Medicare (1.45%*J)	Life (I/)	Medical (Premium)	Dental (Premium)	Total Benefits (K thru Q)	(J + R) TOTAL
								Date	Amt.										
1	66016	Financial Manager (DOA)	Created 6 Oct 2006	T-01	\$0	\$0	\$0		\$0	\$0	\$0	\$0	\$0	\$0	\$0	\$0	\$0	\$0	\$0
2	66008	Deputy Financial Manager (DOA)	Kathrine B. Kakigi	S-10	\$73,020	\$0	\$0	11/28/2009	\$0	\$73,020	\$18,401	\$404	\$0	\$1,059	\$174	\$3,607	\$414	\$24,059	\$97,079
3	66000	Controller	Vacant (5/24/04)	R-01	\$0	\$0	\$0		\$0	\$0	\$0	\$0	\$0	\$0	\$0	\$0	\$0	\$0	\$0
Administrative & Budget Support Section																			
4	66005	Word Processing Sec II (ilo MA I)	Vacant (5/26/08)	H-01	0	0	0	n/a	0	0	0	0	0	0	0	0	0	0	0
5	66009	Administrative Assistant	Marilyn Q. Reyes	J-11	35,618	0	0	8/13/2011	0	35,618	8,976	404	0	516	174	1,381	0	11,451	47,069
6	66064	Administrative Officer	Cecilia T. Manibusan	L-18	52,383	0	0	1/3/2011	0	52,383	13,201	0	0	760	174	1,381	180	15,695	68,078
LOCAL ACCOUNTS RECEIVABLE/TRAVEL/C&Q BILLINGS & COLLECTIONS/SOLID-WASTE ACCOUNTING/BANK RECONCILIATION/INTERNAL AUDIT & SPECIAL REPORTS BRANCH																			
7	4001	Accounting Manager	Noe F. Bilgera	O-15	60,236	0	0	3/16/2011	0	60,236	15,179	0	0	873	174	3,164	0	19,391	79,627
8	66075	Management Analyst III	Antoinette S. Cruz	M-14	49,364	0	0	6/23/2010	0	49,364	12,440	0	0	716	174	1,381	0	14,711	64,075
9	66014	Accountant II	Vacant (7/28/08)	L-01	0	0	0	n/a	0	0	0	0	0	0	0	0	0	0	0
10	66015	Accountant I	Andrew G. Quinata	K-07	33,286	0	0	3/15/2011	0	33,286	8,388	404	0	483	174	0	0	9,449	42,735
11	66068	Management Analyst II	Vacant (6/23/08)	L-01	0	0	0	n/a	0	0	0	0	0	0	0	0	0	0	0
General Ledger/Travel/Accounts Receivable Section																			
12	66059	Accounting Technician III	Anthony C. Taitingfong	J-13	38,155	0	0	1/3/2011	0	38,155	9,615	0	0	553	174	1,838	231	12,411	50,566
13	66032	Accounting Technician III	Carmelita K. Eubanks	J-13	38,155	0	0	4/27/2011	0	38,155	9,615	404	0	0	174	1,381	180	11,754	49,909
14	4200	Accounting Technician III	Modesta L. Paule	J-15	40,873	0	0	4/6/2010	0	40,873	10,300	0	0	593	174	0	180	11,247	52,120
15	66069	Accounting Technician I	Anthony J. Macias (LTA Maria A. Williams EFF; 15 DEC 08)	G-02	19,893	0	0	3/31/2010	0	19,893	5,013	404	0	288	174	0	0	5,879	25,772
C & Q Billing & Collections Section																			
16	66035	Accounting Technician III	Ana R. Cruz	J-15	40,873	0	0	4/1/2011	0	40,873	10,300	0	0	593	174	1,381	180	12,628	53,501
17	66022	Accounting Technician III	Victoria G. Paco	J-11	35,618	0	0	4/28/2011	0	35,618	8,976	404	0	516	174	0	0	10,070	45,688
18	66066	Accounting Clerk (ilo AT II)	Loretta S. Talianao	E-13	27,700	0	0	10/4/2010	0	27,700	6,980	404	0	402	174	1,381	180	9,521	37,221
19	66104	Accounting Technician III	Vacant (9/12/08)	J-01	0	0	0	n/a	0	0	0	0	0	0	0	0	0	0	0
Grand Total:					\$545,174	\$0	\$0		\$0	\$545,174	\$137,384	\$2,828	\$0	\$7,352	\$2,262	\$16,895	\$1,545	\$168,266	\$713,440

* Night Differential / Hazardous / Worker's Compensation / etc.

I/: Current GovGuam contribution for Life Insurance is \$174 per annum

Government of Guam
Fiscal Year 2009 Budget
Agency Staffing Pattern
Current

[BBMR SP-1]

FUNCTIONAL AREA: FISCAL AND ADMINISTRATIVE

AGENCY: DEPARTMENT OF ADMINISTRATION

PROGRAM: DIVISION OF ACCOUNTS

FUND: GENERAL FUND

as of: September 30, 2009

Input by Department										Input by Department									
(A)	(B)	(C)	(D)	(E)	(F)	(G)	(H)		(I)	(J)	(K)	(L)	(M)	(N)	(O)	(P)	(Q)	(R)	(S)
No.	Position Number	Position Title	Name of Incumbent	Grade/ Step	Salary	Overtime	Special*	Increment		(E+F+G+I) Subtotal	Retirement (J *25.20%)	Retire (DDI) (\$15.52*26PP)	Social Security (6.2% * J)	Medicare (1.45%*J)	Life (I/)	Medical (Premium)	Dental (Premium)	Total Benefits (K thru Q)	(J + R) TOTAL
								Date	Amt.										
APPROPRIATION/FINANCIAL STATEMENTS/BONDS REPORTING/ BANK RECONCILIATION/QUALITY CONTROL AND CONTRACTS BRANCH																			
1	66013	General Accounting Supervisor	Gaudencio A. Rosario	O-09	49,026	0	0	11/2/2010	0	49,026	12,355	404	0	711	174	1,381	0	15,024	64,050
2	66031	Accountant III	Tera Lynn B. S. Camacho	N-05	38,830	0	0	7/28/2010	0	38,830	9,785	404	0	563	174	1,381	180	12,487	51,317
Appropriation Section																			
3	66010	Accounting Tech Supervisor	Louisa S. Mesa	K-11	38,278	0	0	4/10/2010	0	38,278	9,646	0	0	555	174	1,381	180	11,936	50,214
4	66030	Accounting Technician III	Frances C. Olson	J-15	40,873	0	0	5/13/2011	0	40,873	10,300	0	0	593	174	0	0	11,067	51,940
5	66027	Accounting Technician III	Cerferino S. Marquez	J-11	35,618	0	0	12/10/2010	0	35,618	8,976	0	0	516	174	1,381	0	11,047	46,665
6	66058	Accounting Technician III	Vacant (6/9/08)	J-01	0	0	0	n/a	0	0	0	0	0	0	0	0	0	0	0
7	66057	Accounting Tech Supervisor	Julita A. Cruz	K-11	38,278	0	0	6/9/2010	0	38,278	9,646	0	0	555	174	1,838	231	12,444	50,722
8	66011	Accounting Technician III	Ann P. DeJesus	J-12	36,865	0	0	6/26/2010	0	36,865	9,290	404	0	535	174	1,381	180	11,964	48,829
9	66076	Accounting Technician III	Nadine S. Quintanilla	J-08	32,119	0	0	12/9/2009	0	32,119	8,094	404	0	466	174	0	0	9,138	41,257
10	66053	Accounting Technician III	Vacant (6/9/08)	J-01	0	0	0	n/a	0	0	0	0	0	0	0	0	0	0	0
11	66006	Accounting Tech I (ilo AT II)	Vacant (6/9/08)	I-01	0	0	0	n/a	0	0	0	0	0	0	0	0	0	0	0
Financial Management/Systems-Wide Support & Control/Management Reports Section																			
12	66107	Management Analyst IV	Rolando G. Borromeo	N-08	43,490	0	0	11/19/2009	0	43,490	10,959	404	0	631	174	3,164	385	15,717	59,207
13	66003	Management Analyst II	Roberta J. R. Castro	L-08	37,128	0	0	11/26/2009	0	37,128	9,356	0	0	538	174	1,838	231	12,138	49,266
14	66098	Management Analyst I	Anita L. M. Arile	K-09	35,751	0	0	12/9/2009	0	35,751	9,009	404	0	518	174	1,838	231	12,175	47,926
15	66052	Management Analyst III	Vacant (5/19/08)	M-01	0	0	0	n/a	0	0	0	0	0	0	0	0	0	0	0
Fixed Assets & Property Control Section																			
16	66001	Accounting Tech Supervisor	Juan A. Aguon	K-12	39,618	0	0	4/7/2010	0	39,618	9,984	0	0	574	174	0	0	10,732	50,350
17	66028	Accounting Technician II	Eliseo T. Tolentino	I-08	29,944	0	0	11/14/2009	0	29,944	7,546	404	0	434	174	0	0	8,558	38,502
REVENUE ACCOUNTING/CIP BONDS REPORTING/CONTRACTS/QUALITY CONTROL & ACCOUNTS PAYABLE BRANCH																			
18	66065	General Accounting Supervisor	Vacant (4-6-09)	O-12	54,329	0	0	11/11/2010	0	54,329	13,691	0	0	788	174	1,381	180	16,214	70,543
19	66108	Management Analyst III	Marie Elaine C. Ayuyu	M-13	47,695	0	0	2/14/2011	0	47,695	12,019	0	0	692	174	0	0	12,885	60,580
20	66004	Accountant II	Viola L. G. Cruz	L-07	35,802	0	0	12/2/2009	0	35,802	9,022	404	0	519	174	1,381	180	11,680	47,482
21	66099	Accounting Technician III	Maria A. Juarez	J-14	39,491	0	0	6/18/2011	0	39,491	9,952	0	0	573	174	1,381	0	12,079	51,570
Accounts Payable Section																			
22	66056	Management Analyst II	Joanne M. A. Flores	L-12	42,613	0	0	5/26/2010	0	42,613	10,738	404	0	618	174	1,381	180	13,495	56,108
23	66026	Accounting Tech Supervisor	Vacant (5/26/08)	K-01	0	0	0	n/a	0	0	0	0	0	0	0	0	0	0	0
24	66007	Accounting Technician I	Maria Lourdes D. Mendiola	G-02	19,893	0	0	8/18/2010	0	19,893	5,013	404	0	288	174	3,164	385	9,428	29,321
Grand Total:					\$735,641	\$0	\$0		\$0	\$735,641	\$185,382	\$4,040	\$0	\$10,667	\$3,306	\$24,271	\$2,543	\$230,208	\$965,849

* Night Differential / Hazardous / Worker's Compensation / etc.

!/: Current GovGuam contribution for Life Insurance is \$174 per annum

Government of Guam
Fiscal Year 2009 Budget
Agency Staffing Pattern
Current

[BBMR SP-1]

FUNCTIONAL AREA: FISCAL AND ADMINISTRATIVE

AGENCY: DEPARTMENT OF ADMINISTRATION

PROGRAM: DIVISION OF ACCOUNTS

FUND: GENERAL FUND

as of: September 30, 2009

Input by Department										Input by Department									
(A)	(B)	(C)	(D)	(E)	(F)	(G)	(H)		(I)	(J)	(K)	(L)	(M)	(N)	(O)	(P)	(Q)	(R)	(S)
No.	Position Number	Position Title	Name of Incumbent	Grade/Step	Salary	Overtime	Special*	Increment		(E+F+G+I) Subtotal	Benefits					Medical (Premium)	Dental (Premium)	Total Benefits (K thru Q)	(J + R) TOTAL
								Date	Amt.		Retirement (J *25.20%)	Retire (DDI) (\$15.52*26PP)	Social Security (6.2% * J)	Medicare (1.45%*J)	Life (I/)				
FEDERAL GRANTS/MANAGEMENT AND COMPLIANCE/ FINANCIAL REPORTING REQUIREMENTS BRANCH																			
1	66079	General Accounting Supervisor	Michael D. Cabral	O-07	45,645	0	0	12/2/2010	0	45,645	11,503	404	0	662	174	3,164	385	16,291	61,936
2	66002	Management Analyst III	Vacant (3-2-09)	M-13	47,695	0	0	10/9/2010	0	47,695	12,019	404	0	692	174	1,381	180	14,850	62,545
3	66091	Accountant II	Ermie T. So	L-08	37,128	0	0	2/7/2010	0	37,128	9,356	404	0	538	174	2,233	0	12,706	49,834
4	66021	Accountant III	Mary Grace V. Edrosa	N-05	38,830	0	0	9/30/2009	129	38,959	9,818	0	0	565	174	1,838	231	12,626	51,585
5	66038	Accountant II	Lucita T. Marquez	L-12	42,613	0	0	2/7/2011	0	42,613	10,738	0	0	618	174	1,381	0	12,911	55,524
6	66094	Management Analyst II	Reynaldo P. Edrosa	L-12	42,613	0	0	2/14/2011	0	42,613	10,738	0	0	618	174	0	180	11,710	54,323
7	66070	Accounting Technician I	Shawn M. Scott	G-05	23,404	0	0	9/16/2010	0	23,404	5,898	404	0	339	174	1,838	231	8,884	32,288
8	66023	Management Analyst I	Vacant (7/11/07)	K-01	0	0	0	n/a	0	0	0	0	0	0	0	0	0	0	0
PAYROLL ACCOUNTING AND SERVICES BRANCH																			
9	66081	Chief, Payroll Officer	Gilbert D. Galang	N-08	43,490	0	0	6/11/2010	0	43,490	10,959	404	0	631	174	3,164	385	15,717	59,207
10	66085	Payroll Supervisor	Betty M. Tayama	M-08	40,150	0	0	11/13/2010	0	40,150	10,118	404	0	582	174	3,164	385	14,827	54,977
11	66084	Payroll Technician	Frankie L.G. Meno	J-11	35,618	0	0	12/22/2010	0	35,618	8,976	404	0	516	174	1,381	180	11,631	47,249
12	66088	Payroll Technician	Elizabeth G. Salas	J-12	36,865	0	0	5/10/2011	0	36,865	9,290	0	0	535	174	1,381	180	11,560	48,425
13	66090	Payroll Technician	Patricia S. Terlaje	J-12	36,865	0	0	6/26/2010	0	36,865	9,290	0	0	535	174	1,838	231	12,068	48,933
14	66060	Payroll Technician	Doris T. Flores	J-08	32,119	0	0	1/3/2011	0	32,119	8,094	404	0	466	174	1,838	0	10,976	43,095
15	66096	Payroll Technician	Maria A. Santos	J-12	36,865	0	0	8/5/2011	0	36,865	9,290	404	0	535	174	0	0	10,403	47,268
16	66105	Payroll Technician	Paz B. Flores	J-06	29,825	0	0	2/7/2010	0	29,825	7,516	404	0	432	174	1,381	180	10,087	39,912
17	66951	Payroll Technician	Gloria D. Garcia	J-05	28,678	0	0	2/7/2010	0	28,678	7,227	404	0	416	174	1,381	0	9,602	38,280
18	66083	Payroll Clerk I	Vacant (5/12/08)	F-01	0	0	0	n/a	0	0	0	0	0	0	0	0	0	0	0
Grand Total:					\$598,403	50	\$0		\$129	\$598,532	\$150,830	\$4,444	\$0	\$8,679	\$2,784	\$27,363	\$2,748	\$196,848	\$795,380

* Night Differential / Hazardous / Worker's Compensation / etc.

I/: Current GovGuam contribution for Life Insurance is \$174 per annum

Government of Guam
Fiscal Year 2009 Budget
Agency Staffing Pattern
Current

[BBMR SP-1]

FUNCTIONAL AREA: FISCAL AND ADMINISTRATIVE

AGENCY: DEPARTMENT OF ADMINISTRATION

PROGRAM: PUBLIC TRANSPORTATION DIVISION

FUND: GUAM HIGHWAY FUND

as of: September 30, 2009

Input by Department										Input by Department									
(A)	(B)	(C)	(D)	(E)	(F)	(G)	(H)		(I)	(J)	(K)	(L)	(M)	(N)	(O)	(P)	(Q)	(R)	(S)
No.	Position Number	Position Title	Name of Incumbent	Grade/Step	Salary	Overtime	Special*	Increment		(E+F+G+I) Subtotal	Retirement (J * 25.20%)	Retire (DDI) (\$15.52*26PP)	Social Security (6.2% * J)	Medicare (1.45%*J)	Life (I/)	Medical (Premium)	Dental (Premium)	Total Benefits (K thru Q)	(J + R) TOTAL
								Date	Amt.										
1	003	Chief Planner	Felixberto R. Dungca, Jr.	P-15	\$65,648	\$0	\$0	11/22/2010	\$0	\$65,648	\$16,543	\$404	\$0	\$952	\$174	\$1,838	\$231	\$20,142	\$85,790
2	016	Planner III	Rudy P. L. Cabana	M-15	51,092	0	0	9/8/2011	0	51,092	12,875	404	0	741	174	1,381	180	15,755	66,847
3	017	Planner II	Rally M. Pilipina	L-10	39,780	0	0	7/20/2010	0	39,780	10,025	404	0	577	174	2,233	270	13,682	53,462
4	011	Program Coordinator II	Emeline A. Pereira	L-08	37,128	0	0	9/26/2010	0	37,128	9,356	0	0	538	174	0	0	10,069	47,197
5	008	Administrative Officer	Myra S. Abaya	L-15	47,246	0	0	11/13/2009	0	47,246	11,906	0	0	685	174	3,164	385	16,314	63,560
6					0	0	0		0	0	0	0	0	0	0	0	0	0	0
7					0	0	0		0	0	0	0	0	0	0	0	0	0	0
8					0	0	0		0	0	0	0	0	0	0	0	0	0	0
9					0	0	0		0	0	0	0	0	0	0	0	0	0	0
10					0	0	0		0	0	0	0	0	0	0	0	0	0	0
11					0	0	0		0	0	0	0	0	0	0	0	0	0	0
12					0	0	0		0	0	0	0	0	0	0	0	0	0	0
13					0	0	0		0	0	0	0	0	0	0	0	0	0	0
14					0	0	0		0	0	0	0	0	0	0	0	0	0	0
15					0	0	0		0	0	0	0	0	0	0	0	0	0	0
16					0	0	0		0	0	0	0	0	0	0	0	0	0	0
17					0	0	0		0	0	0	0	0	0	0	0	0	0	0
18					0	0	0		0	0	0	0	0	0	0	0	0	0	0
19					0	0	0		0	0	0	0	0	0	0	0	0	0	0
20					0	0	0		0	0	0	0	0	0	0	0	0	0	0
21					0	0	0		0	0	0	0	0	0	0	0	0	0	0
22					0	0	0		0	0	0	0	0	0	0	0	0	0	0
23					0	0	0		0	0	0	0	0	0	0	0	0	0	0
24					0	0	0		0	0	0	0	0	0	0	0	0	0	0
25					0	0	0		0	0	0	0	0	0	0	0	0	0	0
Grand Total:					\$240,894	\$0	\$0		\$0	\$240,894	\$60,705	\$1,211	\$0	\$3,493	\$870	\$8,616	\$1,066	\$75,961	\$316,855

* Night Differential / Hazardous / Worker's Compensation / etc.

I/: Current GovGuam contribution for Life Insurance is \$174 per annum

**OFB Departmental Funding/Expenditure Fact Sheet
Department Summary
(General Fund and Special Funds)**

Department/Agency: DEPARTMENT OF ADMINISTRATION


Department/Agency Head Certification as to the accuracy of information contained herein:	
LOURDES M. PEREZ, Director Director Name (Print)	
<i>Loures</i>	10/21/09
Signature	Date

AS400 Account Code	Appropriation Classification	As of September 30, 2008						As of September 30, 2009								
		FY 2008						FY 2009								
		A	B	C	D	E	F	G	H	I	J	K	L	M	N	O
		FY 2008 Appropriations PL 29-19	FY 2007 Authorized Lapse Carried Over/Continued into FY 2008	FY 2008 Governor's Transfer +/-	Total FY 2008 Spending Authorization (A)+(B)+(C)	FY 2008 Expenditures/ Encumbrances	FY 2008 Available Balance (D)-(E)	FY 2009 Appropriations PL 29-113	FY 2008 Authorized Lapse Carried Over/ Continued into FY 2009	FY 2009 Governor's Transfer +/-	Total FY 2009 Spending Authorized (G)+(H)+(I)	FY 2009 YTD Allotment	FY 2009 YTD Expenditures/ Encumbrances 1/	FY 2009 Projected Expenditures (remaining quarter)	FY 2009 Total Expenditures/ Encumbrances (L)+(M)	FY 2009 Available Projected Balance (J)-(N)
PERSONNEL SERVICES																
111	Regular Salaries/Increments	5,135,752	0	0	5,135,752	5,115,654	20,098	4,662,814	0	0	4,662,814	4,642,479	5,225,117	0	5,225,117	(562,303)
112	Overtime/Special Pay	27,000	0	0	27,000	24,262	2,738	21,780	0	0	21,780	21,780	1,884	0	1,884	19,896
113	Benefits	1,524,598	0	0	1,524,598	1,506,604	17,994	1,517,221	0	0	1,517,221	1,512,631	1,594,882	0	1,594,882	(77,661)
	TOTAL PERSONNEL SERVICES	6,687,349	0	0	6,687,349	6,646,519	40,830	6,201,815	0	0	6,201,815	6,176,890	6,821,883	0	6,821,883	(620,068)
OPERATIONS																
220	TRAVEL- Off-Island/Local Mileage Reimbursements	0	0	0	0	0	0	4,830	0	0	4,830	4,830	4,275	0	4,275	555
230	CONTRACTUAL SERVICES	4,144,914	0	0	4,144,914	4,080,254	64,660	4,441,642	0	0	4,441,642	4,251,102	4,241,367	0	4,241,367	200,275
271	DRUG TESTING	263	0	0	263	263	0	225	0	0	225	225	188	0	188	38
240	SUPPLIES & MATERIALS	34,093	0	0	34,093	31,455	2,638	29,051	0	0	29,051	29,051	29,491	0	29,491	(441)
250	EQUIPMENT	3,283	0	0	3,283	3,202	81	0	0	0	0	0	0	0	0	0
270	WORKERS COMPENSATION BENEFITS	0	0	0	0	0	0	0	0	0	0	0	0	0	0	0
290	MISCELLANEOUS: TRAINING FOR GOVT ACCTS	35,000	0	0	35,000	33,009	1,991	31,549	0	0	31,549	31,549	31,493	0	31,493	56
	TOTAL OPERATIONS	4,217,552	0	0	4,217,552	4,148,182	69,370	4,507,297	0	0	4,507,297	4,316,757	4,306,814	0	4,306,814	200,483
UTILITIES																
361	Power	229,600	0	0	229,600	229,600	0	229,300	0	0	229,300	229,300	218,731	0	218,731	10,569
362	Water/Sewer	62,363	0	0	62,363	62,363	0	39,019	0	0	39,019	39,019	39,019	0	39,019	0
363	Telephone/Toil	352,004	0	0	352,004	350,484	1,520	356,484	0	0	356,484	356,484	356,484	0	356,484	0
	TOTAL UTILITIES	643,967	0	0	643,967	642,447	1,520	624,803	0	0	624,803	624,803	614,234	0	614,234	10,569
701	INDIRECT COST	0	0	0	0	0	0	0	0	0	0	0	0	0	0	0
450	CAPITAL OUTLAY	25,875	0	0	25,875	25,875	0	0	0	0	0	0	0	0	0	0
	TOTAL	11,574,744	0	0	11,574,744	11,463,024	111,720	11,333,915	0	0	11,333,915	11,118,449	11,742,930	0	11,742,930	(409,016)

FULL TIME EQUIVALENCIES (FTE's)	As of September 30, 2008				As of September 30, 2009			
	UNCLASSIFIED	CLASSIFIED	CONTRACT	OTHER	UNCLASSIFIED	CLASSIFIED	CONTRACT	OTHER
FILLED/WARM BODIES	3	135	0	0	2	134	0	0
VACANT (FUNDED)	0	3	0	0	1	8	0	0
TOTAL FTE's	3	138	0	0	3	142	0	0

OFB Departmental Funding/Expenditure Fact Sheet
General Fund Summary

Department/Agency: DEPARTMENT OF ADMINISTRATION

Department/Agency Head Certification as to the accuracy of information contained herein:	
LOURDES M. PEREZ, Director	
Director Name (Print)	
	10/21/09
Signature	Date

AS400 Account Code	Appropriation Classification	As of September 30, 2008						As of September 30, 2009								
		FY 2008						FY 2009								
		A	B	C	D	E	F	G	H	I	J	K	L	M	N	O
		FY 2008 Appropriations PL 29-19	FY 2007 Authorized Lapse Carried Over/Continued into FY 2008	FY 2008 Governor's Transfer +/-	Total FY 2008 Spending Authorization (A)+(B)+(C)	FY 2008 Expenditures/ Encumbrances	FY 2008 Available Balance (D)-(E)	FY 2009 Appropriations PL 29-113	FY 2008 Authorized Lapse Carried Over/ Continued into FY 2009	FY 2009 Governor's Transfer +/-	Total FY 2009 Spending Authorized (G)+(H)+(I)	FY 2009 YTD Allotment	FY 2009 YTD Expenditures/ Encumbrances 1/	FY 2009 Projected Expenditures (remaining quarter)	FY 2009 Total Expenditures/ Encumbrances (L)+(M)	FY 2009 Available Projected Balance (J)-(N)
PERSONNEL SERVICES																
111	Regular Salaries/Increments	4,960,006	0	0	4,960,006	4,958,965	1,041	4,523,995	0	0	4,523,995	4,503,660	5,087,201	0	5,087,201	(563,206)
112	Overtime/Special Pay	27,000	0	0	27,000	24,262	2,738	21,780	0	0	21,780	21,780	1,884	0	1,884	19,896
113	Benefits	1,471,000	0	0	1,471,000	1,458,692	12,408	1,473,227	0	0	1,473,227	1,468,637	1,551,544	0	1,551,544	(78,317)
	TOTAL PERSONNEL SERVICES	6,458,005	0	0	6,458,005	6,441,918	16,187	6,019,002	0	0	6,019,002	5,994,077	6,640,629	0	6,640,629	(621,627)
OPERATIONS																
220	TRAVEL- Off-Island/Local Mileage Reimbursements	0	0	0	0	0	0	4,830	0	0	4,830	4,830	4,275	0	4,275	555
230	CONTRACTUAL SERVICES	1,874,558	0	0	1,874,558	1,867,733	6,825	1,889,991	0	0	1,889,991	1,699,451	1,689,715	0	1,689,715	200,275
271	DRUG TESTING	263	0	0	263	263	0	225	0	0	225	225	188	0	188	36
240	SUPPLIES & MATERIALS	34,093	0	0	34,093	31,455	2,638	29,051	0	0	29,051	29,051	29,491	0	29,491	(441)
250	EQUIPMENT	3,283	0	0	3,283	3,202	81	0	0	0	0	0	0	0	0	0
270	WORKERS COMPENSATION BENEFITS	0	0	0	0	0	0	0	0	0	0	0	0	0	0	0
290	MISCELLANEOUS: TRAINING FOR GOVT ACCTS	35,000	0	0	35,000	33,009	1,991	31,549	0	0	31,549	31,549	31,493	0	31,493	56
	TOTAL OPERATIONS	1,947,196	0	0	1,947,196	1,935,661	11,535	1,955,645	0	0	1,955,645	1,765,105	1,755,162	0	1,755,162	200,483
UTILITIES																
361	Power	229,300	0	0	229,300	229,300	0	229,300	0	0	229,300	229,300	218,731	0	218,731	10,569
362	Water/Sewer	62,363	0	0	62,363	62,363	0	39,019	0	0	39,019	39,019	39,019	0	39,019	0
363	Telephone/Toll	352,004	0	0	352,004	350,484	1,520	350,484	0	0	350,484	350,484	350,484	0	350,484	0
	TOTAL UTILITIES	643,667	0	0	643,667	642,147	1,520	618,803	0	0	618,803	618,803	608,234	0	608,234	10,569
701	INDIRECT COST	0	0	0	0	0	0	0	0	0	0	0	0	0	0	0
450	CAPITAL OUTLAY	25,875	0	0	25,875	25,875	0	0	0	0	0	0	0	0	0	0
	TOTAL	9,074,744	0	0	9,074,744	9,045,502	29,242	8,593,451	0	0	8,593,451	8,377,985	9,004,025	0	9,004,025	(410,575)

FULL TIME EQUIVALENCIES (FTE's)	As of September 30, 2008				As of September 30, 2009			
	UNCLASSIFIED	CLASSIFIED	CONTRACT	OTHER	UNCLASSIFIED	CLASSIFIED	CONTRACT	OTHER
FILLED/WARM BODIES	3	130	0	0	2	129	0	0
VACANT (FUNDED)	0	3	0	0	1	8	0	0
TOTAL FTE's	3	133	0	0	3	137	0	0

OFB Departmental Funding/Expenditure Fact Sheet
General Fund

Department/Agency: DEPARTMENT OF ADMINISTRATION
Division/Program: DIRECTOR'S OFFICE
AS400 account number(s): 5100A090600GA001****

Department/Agency Head Certification as to the accuracy of information contained herein:	
LOURDES M. PEREZ, Director	
Director Name (Print)	
<i>Lm Perez</i>	10/21/09
Signature	Date

AS400 Account Code	Appropriation Classification	As of September 30, 2008						As of September 30, 2009								
		FY 2008						FY 2009								
		A	B	C	D	E	F	G	H	I	J	K	L	M	N	O
		FY 2008 Appropriations PL 29-19	FY 2007 Authorized Lapse Carried Over/Continued into FY 2008	FY 2008 Governor's Transfer +/-	Total FY 2008 Spending Authorization (A)+(B)+(C)	FY 2008 Expenditures/Encumbrances	FY 2008 Available Balance (D)-(E)	FY 2009 Appropriations PL 29-113	FY 2008 Authorized Lapse Carried Over/Continued into FY 2009	FY 2009 Governor's Transfer +/-	Total FY 2009 Spending Authorized (G)+(H)+(I)	FY 2009 YTD Allotment	FY 2009 YTD Expenditures/Encumbrances 1/	FY 2009 Projected Expenditures (remaining quarter)	FY 2009 Total Expenditures/Encumbrances (L)+(M)	FY 2009 Available Projected Balance (J)-(N)
PERSONNEL SERVICES																
111	Regular Salaries/Increments	456,995		0	456,995	456,994	1	391,509	0	0	391,509	391,509	397,462	0	397,462	(5,953)
112	Overtime/Special Pay	0			0	0	0	855			855	855	587	0	587	268
113	Benefits	120,366			120,366	120,366	0	106,894	0	0	106,894	106,894	115,584	0	115,584	(8,690)
	TOTAL PERSONNEL SERVICES	577,362	0	0	577,362	577,360	1	499,258	0	0	499,258	499,258	513,633	0	513,633	(14,375)
OPERATIONS																
220	TRAVEL - Off-Island/Local Mileage Reimbursements	0			0	0	0	4,830	0	0	4,830	4,830	4,275	0	4,275	555
230	CONTRACTUAL SERVICES:	1,874,558			1,874,558	1,867,733	6,825	1,889,991	0	0	1,889,991	1,699,451	1,689,715	0	1,689,715	200,275
271	DRUG TESTING	263			263	263	0	225	0	0	225	225	188	0	188	38
240	SUPPLIES & MATERIALS:	34,093			34,093	31,455	2,638	29,051	0	0	29,051	29,051	29,491	0	29,491	(441)
250	EQUIPMENT:	3,283			3,283	3,202	81	0	0	0	0	0	0	0	0	0
270	WORKERS COMPENSATION BENEFITS	0			0	0	0	0	0	0	0	0	0	0	0	0
290	MISCELLANEOUS: TRAINING FOR GOVT ACCTS	35,000			35,000	33,009	1,991	31,549	0	0	31,549	31,549	31,493	0	31,493	56
	TOTAL OPERATIONS	1,947,196	0	0	1,947,196	1,935,661	11,535	1,955,645	0	0	1,955,645	1,765,105	1,755,162	0	1,755,162	200,483
UTILITIES																
361	Power	229,300			229,300	229,300	0	229,300	0	0	229,300	229,300	218,731	0	218,731	10,569
362	Water/Sewer	62,363			62,363	62,363	0	39,019	0	0	39,019	39,019	39,019	0	39,019	0
363	Telephone/Toll	352,004			352,004	350,484	1,520	350,484	0	0	350,484	350,484	350,484	0	350,484	0
	TOTAL UTILITIES	643,667	0	0	643,667	642,147	1,520	618,803	0	0	618,803	618,803	608,234	0	608,234	10,569
701	INDIRECT COST	0			0	0	0	0	0	0	0	0	0	0	0	0
450	CAPITAL OUTLAY	25,875			25,875	25,875	0	0	0	0	0	0	0	0	0	0
	TOTAL	3,194,100	0	0	3,194,100	3,181,044	13,056	3,073,707	0	0	3,073,707	2,883,166	2,877,029	0	2,877,029	196,678

FULL TIME EQUIVALENCIES (FTE's)	As of September 30, 2007				As of September 30, 2009			
	UNCLASSIFIED	CLASSIFIED	CONTRACT	OTHER	UNCLASSIFIED	CLASSIFIED	CONTRACT	OTHER
FILLED/WARM BODIES	3	8	0	0	2	5	0	0
VACANT (FUNDED)	0	0	0	0	1	3	0	0
TOTAL FTE's	3	8	0	0	3	8	0	0

OFB Departmental Funding/Expenditure Fact Sheet
General Fund

Department/Agency: DEPARTMENT OF ADMINISTRATION
Division/Program: HUMAN RESOURCES DIVISION
AS400 account number(s): 5100A090610SE002***

Department/Agency Head Certification as to the accuracy of information contained herein:	
LOURDES M. PEREZ, Director	
Director Name (Print)	
<i>L. Perez</i>	10/21/09
Signature	Date

AS400 Account Code	Appropriation Classification	As of September 30, 2008						As of September 30, 2009								
		FY 2008						FY 2009								
		A	B	C	D	E	F	G	H	I	J	K	L	M	N	O
		FY 2008 Appropriations PL 29-19	FY 2007 Authorized Lapse Carried Over/Continued into FY 2008	FY 2008 Governor's Transfer +/-	Total FY 2008 Spending Authorization (A)+(B)+(C)	FY 2008 Expenditures/Encumbrances	FY 2008 Available Balance (D)-(E)	FY 2008 Appropriations PL 29-113	FY 2008 Authorized Lapse Carried Over/Continued into FY 2009	FY 2009 Governor's Transfer +/-	Total FY 2009 Spending Authorized (G)+(H)+(I)	FY 2009 YTD Allotment	FY 2009 YTD Expenditures/Encumbrances 1/	FY 2009 Projected Expenditures (remaining quarter)	FY 2009 Total Expenditures/Encumbrances (L)+(M)	FY 2009 Available Projected Balance (J)-(N)
PERSONNEL SERVICES																
111	Regular Salaries/Increments	1,266,893			1,266,893	1,266,893	0	1,279,514	0	0	1,279,514	1,269,914	1,352,871	0	1,352,871	(73,357)
112	Overtime/Special Pay	0			0	0	0				0				0	0
113	Benefits	377,951			377,951	371,633	6,318	379,519	0	0	379,519	378,969	399,524	0	399,524	(20,005)
	TOTAL PERSONNEL SERVICES	1,644,844	0	0	1,644,844	1,638,526	6,318	1,659,033	0	0	1,659,033	1,648,883	1,752,396	0	1,752,396	(93,363)
OPERATIONS																
220	TRAVEL- Off-Island/Local Mileage Reimbursements				0	0	0				0				0	0
230	CONTRACTUAL SERVICES:				0	0	0				0				0	0
271	DRUG TESTING				0	0	0				0				0	0
240	SUPPLIES & MATERIALS:				0	0	0				0				0	0
250	EQUIPMENT:				0	0	0				0				0	0
270	WORKERS COMPENSATION BENEFITS				0	0	0				0				0	0
290	MISCELLANEOUS:				0	0	0				0				0	0
	TOTAL OPERATIONS	0	0	0	0	0	0	0	0	0	0	0	0	0	0	0
UTILITIES																
361	Power				0	0	0				0				0	0
362	Water/Sewer				0	0	0				0				0	0
363	Telephone/Toll				0	0	0				0				0	0
	TOTAL UTILITIES	0	0	0	0	0	0	0	0	0	0	0	0	0	0	0
701	INDIRECT COST				0	0	0				0				0	0
450	CAPITAL OUTLAY				0	0	0				0				0	0
	TOTAL	1,644,844	0	0	1,644,844	1,638,526	6,318	1,659,033	0	0	1,659,033	1,648,883	1,752,396	0	1,752,396	(93,363)

FULL TIME EQUIVALENCIES (FTE's)	As of September 30, 2008				As of September 30, 2009			
	UNCLASSIFIED	CLASSIFIED	CONTRACT	OTHER	UNCLASSIFIED	CLASSIFIED	CONTRACT	OTHER
FILLED/WARM BODIES	0	31	0	0	0	30	0	0
VACANT (FUNDED)	0	0	0	0	0	1	0	0
TOTAL FTE's	0	31	0	0	0	31	0	0

OFB Departmental Funding/Expenditure Fact Sheet
General Fund

Department/Agency: DEPARTMENT OF ADMINISTRATION
Division/Program: FINANCIAL MANAGEMENT DIVISION
AS400 account number(s): 5100A090630DC004***


Department/Agency Head Certification as to the accuracy of information contained herein:	
LOURDES M. PEREZ, Director	
Director Name (Print)	
<i>L. Perez</i>	10/21/09
Signature	Date

AS400 Account Code	Appropriation Classification	As of September 30, 2008						As of September 30, 2009								
		FY 2008						FY 2009								
		A	B	C	D	E	F	G	H	I	J	K	L	M	N	O
		FY 2008 Appropriations PL 29-19	FY 2007 Authorized Lapse Carried Over/Continued into FY 2008	FY 2008 Governor's Transfer +/-	Total FY 2008 Spending Authorization (A)+(B)+(C)	FY 2008 Expenditures/ Encumbrances	FY 2008 Available Balance (D)-(E)	FY 2009 Appropriations PL 29-113	FY 2008 Authorized Lapse Carried Over/Continued into FY 2009	FY 2009 Governor's Transfer +/-	Total FY 2009 Spending Authorized (G)+(H)+(I)	FY 2009 YTD Allotment	FY 2009 YTD Expenditures/ Encumbrances 1/	FY 2009 Projected Expenditures (remaining quarter)	FY 2009 Total Expenditures/ Encumbrances (L)+(M)	FY 2009 Available Projected Balance (J)-(N)
PERSONNEL SERVICES																
111	Regular Salaries/Increments	477,003			477,003	477,003	1	527,447	0	0	527,447	527,447	475,727	0	475,727	51,720
112	Overtime/Special Pay	0			0	0	0	9,606			9,606	9,606	193	0	193	9,413
113	Benefits	154,855			154,855	154,855	1	175,743	0	0	175,743	175,743	157,671	0	157,671	18,072
	TOTAL PERSONNEL SERVICES	631,859	0	0	631,859	631,858	1	712,796	0	0	712,796	712,796	633,591	0	633,591	79,205
OPERATIONS																
220	TRAVEL- Off-Island/Local Mileage Reimbursements				0	0	0				0				0	0
230	CONTRACTUAL SERVICES:				0	0	0				0				0	0
271	DRUG TESTING				0	0	0				0				0	0
240	SUPPLIES & MATERIALS:				0	0	0				0				0	0
250	EQUIPMENT:				0	0	0				0				0	0
270	WORKERS COMPENSATION BENEFITS				0	0	0				0				0	0
290	MISCELLANEOUS:				0	0	0				0				0	0
	TOTAL OPERATIONS	0	0	0	0	0	0	0	0	0	0	0	0	0	0	0
UTILITIES																
361	Power				0	0	0				0				0	0
362	Water/Sewer				0	0	0				0				0	0
363	Telephone/Toll				0	0	0				0				0	0
	TOTAL UTILITIES	0	0	0	0	0	0	0	0	0	0	0	0	0	0	0
701	INDIRECT COST				0	0	0				0				0	0
450	CAPITAL OUTLAY				0	0	0				0				0	0
	TOTAL	631,859	0	0	631,859	631,858	1	712,796	0	0	712,796	712,796	633,591	0	633,591	79,205

FULL TIME EQUIVALENCIES (FTE's)	As of September 30, 2008				As of September 30, 2009			
	UNCLASSIFIED	CLASSIFIED	CONTRACT	OTHER	UNCLASSIFIED	CLASSIFIED	CONTRACT	OTHER
FILLED/WARM BODIES	0	16	0	0	0	16	0	0
VACANT (FUNDED)	0	1	0	0	0	2	0	0
TOTAL FTE's	0	17	0	0	0	18	0	0

OFB Departmental Funding/Expenditure Fact Sheet
General Fund

Department/Agency: DEPARTMENT OF ADMINISTRATION
Division/Program: DATA PROCESSING DIVISION
AS400 account number(s): 5100A090640DC005***

Department/Agency Head Certification as to the accuracy of information contained herein:	
LOURDES M PEREZ, Director	
Director Name (Print)	
	10/21/09
Signature	Date

AS400 Account Code	Appropriation Classification	As of September 30, 2008						As of September 30, 2009								
		FY 2008						FY 2009								
		A	B	C	D	E	F	G	H	I	J	K	L	M	N	O
		FY 2008 Appropriations PL 29-19	FY 2007 Authorized Lapse Carried Over/Continued into FY 2008	FY 2008 Governor's Transfer +/-	Total FY 2008 Spending Authorization (A)+(B)+(C)	FY 2008 Expenditures/ Encumbrances	FY 2008 Available Balance (D)-(E)	FY 2009 Appropriations PL 29-113	FY 2008 Authorized Lapse Carried Over/Continued into FY 2009	FY 2009 Governor's Transfer +/-	Total FY 2009 Spending Authorized (G)+(H)+(I)	FY 2009 YTD Allotment	FY 2009 YTD Expenditures/ Encumbrances 1/	FY 2009 Projected Expenditures (remaining quarter)	FY 2009 Total Expenditures/ Encumbrances (L)+(M)	FY 2009 Available Projected Balance (J)-(N)
PERSONNEL SERVICES																
111	Regular Salaries/Increments	426,627			426,627	426,178	448	390,005	0	0	390,005	390,005	433,819	0	433,819	(43,814)
112	Overtime/Special Pay	0			0	0	0				0				0	0
113	Benefits	121,855			121,855	121,842	12	115,863	0	0	115,863	115,863	130,021	0	130,021	(14,158)
	TOTAL PERSONNEL SERVICES	548,481	0	0	548,481	548,021	461	505,868	0	0	505,868	505,868	563,840	0	563,840	(57,972)
OPERATIONS																
220	TRAVEL- Off-Island/Local Mileage Reimbursements				0		0				0				0	0
230	CONTRACTUAL SERVICES:				0		0				0				0	0
271	DRUG TESTING				0		0				0				0	0
240	SUPPLIES & MATERIALS:				0		0				0				0	0
250	EQUIPMENT:				0		0				0				0	0
270	WORKERS COMPENSATION BENEFITS				0		0				0				0	0
290	MISCELLANEOUS:				0		0				0				0	0
	TOTAL OPERATIONS	0	0	0	0	0	0	0	0	0	0	0	0	0	0	0
UTILITIES																
361	Power				0		0				0				0	0
362	Water/Sewer				0		0				0				0	0
363	Telephone/Toll				0		0				0				0	0
	TOTAL UTILITIES	0	0	0	0	0	0	0	0	0	0	0	0	0	0	0
701	INDIRECT COST				0		0				0				0	0
450	CAPITAL OUTLAY				0		0				0				0	0
	TOTAL	548,481	0	0	548,481	548,021	461	505,868	0	0	505,868	505,868	563,840	0	563,840	(57,972)

FULL TIME EQUIVALENCIES (FTE's)	As of September 30, 2007				As of September 30, 2009			
	UNCLASSIFIED	CLASSIFIED	CONTRACT	OTHER	UNCLASSIFIED	CLASSIFIED	CONTRACT	OTHER
FILLED/WARM BODIES	0	9	0	0	0	9	0	0
VACANT (FUNDED)	0	0	0	0	0	0	0	0
TOTAL FTE's	0	9	0	0	0	9	0	0

OFB Departmental Funding/Expenditure Fact Sheet
General Fund

Department/Agency: DEPARTMENT OF ADMINISTRATION
Division/Program: GENERAL SERVICES AGENCY
AS400 account number(s): 5100A090650SE006***

Department/Agency Head Certification as to the accuracy of information contained herein:	
LOURDES M. PEREZ, Director	
Director Name (Print)	
<i>L. Perez</i>	10/21/09
Signature	Date

AS400 Account Code	Appropriation Classification	As of September 30, 2008						As of September 30, 2009								
		FY 2008						FY 2009								
		A	B	C	D	E	F	G	H	I	J	K	L	M	N	O
		FY 2008 Appropriations PL 29-19	FY 2007 Authorized Lapse Carried Over/Continued into FY 2008	FY 2008 Governor's Transfer +/-	Total FY 2008 Spending Authorization (A)+(B)+(C)	FY 2008 Expenditures/ Encumbrances	FY 2008 Available Balance (D)-(E)	FY 2009 Appropriations PL 29-113	FY 2008 Authorized Lapse Carried Over/ Continued into FY 2009	FY 2009 Governor's Transfer +/-	Total FY 2009 Spending Authorized (G)+(H)+(I)	FY 2009 YTD Allotment	FY 2009 YTD Expenditures/ Encumbrances 1/	FY 2009 Projected Expenditures (remaining quarter)	FY 2009 Total Expenditures/ Encumbrances (L)+(M)	FY 2009 Available Projected Balance (J)-(N)
PERSONNEL SERVICES																
111	Regular Salaries/Increments	594,073			594,073	594,077	(5)	584,733	0	0	584,733	584,733	605,124	0	605,124	(20,391)
112	Overtime/Special Pay	27,000			27,000	24,262	2,738	0			0	0	0	0	0	0
113	Benefits	177,229			177,229	177,308	(79)	174,322	0	0	174,322	174,322	186,455	0	186,455	(12,133)
	TOTAL PERSONNEL SERVICES	798,301	0	0	798,301	795,647	2,655	759,055	0	0	759,055	759,055	791,579	0	791,579	(32,524)
OPERATIONS																
220	TRAVEL- Off-Island/Local Mileage Reimbursements				0		0				0				0	0
230	CONTRACTUAL SERVICES:				0		0				0				0	0
270	DRUG TESTING				0		0				0				0	0
240	SUPPLIES & MATERIALS:				0		0				0				0	0
250	EQUIPMENT:				0		0				0				0	0
271	WORKERS COMPENSATION BENEFITS				0		0				0				0	0
290	MISCELLANEOUS:				0		0				0				0	0
	TOTAL OPERATIONS	0	0	0	0	0	0	0	0	0	0	0	0	0	0	0
UTILITIES																
361	Power				0		0				0				0	0
362	Water/Sewer				0		0				0				0	0
363	Telephone/Toll				0		0				0				0	0
	TOTAL UTILITIES	0	0	0	0	0	0	0	0	0	0	0	0	0	0	0
701	INDIRECT COST				0		0				0				0	0
450	CAPITAL OUTLAY				0		0				0				0	0
	TOTAL	798,301	0	0	798,301	795,647	2,655	759,055	0	0	759,055	759,055	791,579	0	791,579	(32,524)

FULL TIME EQUIVALENCIES (FTE's)	As of September 30, 2007				As of September 30, 2009			
	UNCLASSIFIED	CLASSIFIED	CONTRACT	OTHER	UNCLASSIFIED	CLASSIFIED	CONTRACT	OTHER
FILLED/WARM BODIES	0	21	0	0	0	23	0	0
VACANT (FUNDED)	0	1	0	0	0	0	0	0
TOTAL FTE's	0	22	0	0	0	23	0	0

OFB Departmental Funding/Expenditure Fact Sheet
General Fund


Department/Agency: DEPARTMENT OF ADMINISTRATION
Division/Program: DIVISION OF ACCOUNTS
AS400 account number(s): 5100A090660SE007***

Department/Agency Head Certification as to the accuracy of information contained herein:	
LOURDES M. PEREZ, Director	
Director Name (Print)	
<i>Lm Perez</i>	10/21/09
Signature	Date

AS400 Account Code	Appropriation Classification	As of September 30, 2008						As of September 30, 2009								
		FY 2008						FY 2009								
		A	B	C	D	E	F	G	H	I	J	K	L	M	N	O
		FY 2008 Appropriations PL 29-19	FY 2007 Authorized Lapse Carried Over/Continued into FY 2008	FY 2008 Governor's Transfer +/-	Total FY 2008 Spending Authorization (A)+(B)+(C)	FY 2008 Expenditures/ Encumbrances	FY 2008 Available Balance (D)-(E)	FY 2009 Appropriations PL 29-113	FY 2008 Authorized Lapse Carried Over/ Continued into FY 2009	FY 2009 Governor's Transfer +/-	Total FY 2009 Spending Authorized (G)+(H)+(I)	FY 2009 YTD Allotment	FY 2009 YTD Expenditures/ Encumbrances 1/	FY 2009 Projected Expenditures (remaining quarter)	FY 2009 Total Expenditures/ Encumbrances (L)+(M)	FY 2009 Available Projected Balance (J)-(N)
PERSONNEL SERVICES																
111	Regular Salaries/Increments	1,738,414	0	0	1,738,414	1,737,819	595	1,350,787	0	0	1,350,787	1,340,052	1,822,198	0	1,822,198	(471,411)
112	Overtime/Special Pay	0	0	0	0	0	0	11,319	0	0	11,319	11,319	1,104	0	1,104	10,215
113	Benefits	518,744	0	0	518,744	512,588	6,156	520,886	0	0	520,886	516,846	562,289	0	562,289	(41,403)
	TOTAL PERSONNEL SERVICES	2,257,158	0	0	2,257,158	2,250,407	6,751	1,882,992	0	0	1,882,992	1,868,217	2,385,591	0	2,385,591	(502,599)
OPERATIONS																
220	TRAVEL- Off-Island/Local Mileage Reimbursements				0		0				0				0	0
230	CONTRACTUAL SERVICES:				0		0				0				0	0
271	DRUG TESTING				0		0				0				0	0
240	SUPPLIES & MATERIALS:				0		0				0				0	0
250	EQUIPMENT:				0		0				0				0	0
270	WORKERS COMPENSATION BENEFITS				0		0				0				0	0
290	MISCELLANEOUS:				0		0				0				0	0
	TOTAL OPERATIONS	0	0	0	0	0	0	0	0	0	0	0	0	0	0	0
UTILITIES																
361	Power				0		0				0				0	0
362	Water/Sewer				0		0				0				0	0
363	Telephone/Toll				0		0				0				0	0
	TOTAL UTILITIES	0	0	0	0	0	0	0	0	0	0	0	0	0	0	0
701	INDIRECT COST				0		0				0				0	0
450	CAPITAL OUTLAY				0		0				0				0	0
	TOTAL	2,257,158	0	0	2,257,158	2,250,407	6,751	1,882,992	0	0	1,882,992	1,868,217	2,385,591	0	2,385,591	(502,599)

FULL TIME EQUIVALENCIES (FTE's)	As of September 30, 2008				As of September 30, 2009			
	UNCLASSIFIED	CLASSIFIED	CONTRACT	OTHER	UNCLASSIFIED	CLASSIFIED	CONTRACT	OTHER
FILLED/WARM BODIES	0	45	0	0	0	46	0	0
VACANT (FUNDED)	0	1	0	0	0	2	0	0
TOTAL FTE's	0	46	0	0	0	48	0	0

OFB Departmental Funding/Expenditure Fact Sheet
Special Fund Summary

Department/Agency Head Certification as to the accuracy of information contained herein:	
LOURDES M. PEREZ, Director Director Name (Print)	
	10/21/09 Date

Department/Agency: PUBLIC TRANSPORTATION DIVISION

AS400 Account Code	Appropriation Classification	As of September 30, 2008						As of September 30, 2009								
		FY 2008						FY 2009								
		A	B	C	D	E	F	G	H	I	J	K	L	M	N	O
		FY 2008 Appropriations PL 29-19	FY 2007 Authorized Lapse Carried Over/Continued into FY 2008	FY 2008 Governor's Transfer +/-	Total FY 2008 Spending Authorization (A)+(B)+(C)	FY 2008 Expenditures/ Encumbrances	FY 2008 Available Balance (D)-(E)	FY 2009 Appropriations PL 29-113	FY 2008 Authorized Lapse Carried Over/ Continued into FY 2009	FY 2009 Governor's Transfer +/-	Total FY 2009 Spending Authorized (G)+(H)+(I)	FY 2009 YTD Allotment	FY 2009 YTD Expenditures/ Encumbrances 1/	FY 2009 Projected Expenditures (remaining quarter)	FY 2009 Total Expenditures/ Encumbrances (L)+(M)	FY 2009 Available Projected Balance (J)-(N)
PERSONNEL SERVICES																
111	Regular Salaries/Increments	175,746	0	0	175,746	156,699	19,057	138,818	0	0	138,818	138,818	137,916	0	137,916	903
112	Overtime/Special Pay	0	0	0	0	0	0	0	0	0	0	0	0	0	0	0
113	Benefits	53,598	0	0	53,598	48,012	5,586	43,994	0	0	43,994	43,994	43,338	0	43,338	656
	TOTAL PERSONNEL SERVICES	229,344	0	0	229,344	204,701	24,643	182,812	0	0	182,812	182,812	181,253	0	181,253	1,559
OPERATIONS																
220	TRAVEL- Off-Island/Local Mileage Reimbursements	0	0	0	0	0	0	0	0	0	0	0	0	0	0	0
230	CONTRACTUAL SERVICES	2,270,356	0	0	2,270,356	2,212,521	57,835	2,551,652	0	0	2,551,652	2,551,652	2,551,652	0	2,551,652	0
270	DRUG TESTING	0	0	0	0	0	0	0	0	0	0	0	0	0	0	0
240	SUPPLIES & MATERIALS	0	0	0	0	0	0	0	0	0	0	0	0	0	0	0
250	EQUIPMENT	0	0	0	0	0	0	0	0	0	0	0	0	0	0	0
271	WORKERS COMPENSATION BENEFITS	0	0	0	0	0	0	0	0	0	0	0	0	0	0	0
290	MISCELLANEOUS	0	0	0	0	0	0	0	0	0	0	0	0	0	0	0
	TOTAL OPERATIONS	2,270,356	0	0	2,270,356	2,212,521	57,835	2,551,652	0	0	2,551,652	2,551,652	2,551,652	0	2,551,652	0
UTILITIES																
361	Power	300	0	0	300	300	0	0	0	0	0	0	0	0	0	0
362	Water/Sewer	0	0	0	0	0	0	0	0	0	0	0	0	0	0	0
363	Telephone/Toll	0	0	0	0	0	0	6,000	0	0	6,000	6,000	6,000	0	6,000	0
	TOTAL UTILITIES	300	0	0	300	300	0	6,000	0	0	6,000	6,000	6,000	0	6,000	0
701	INDIRECT COST	0	0	0	0	0	0	0	0	0	0	0	0	0	0	0
450	CAPITAL OUTLAY	0	0	0	0	0	0	0	0	0	0	0	0	0	0	0
	TOTAL	2,500,000	0	0	2,500,000	2,417,522	82,478	2,740,464	0	0	2,740,464	2,740,464	2,738,905	0	2,738,905	1,559

FULL TIME EQUIVALENCIES (FTE's)	As of September 30, 2007				As of September 30, 2009			
	UNCLASSIFIED	CLASSIFIED	CONTRACT	OTHER	UNCLASSIFIED	CLASSIFIED	CONTRACT	OTHER
FILLED/WARM BODIES	0	5	0	0	0	5	0	0
VACANT (FUNDED)	0	0	0	0	0	0	0	0
TOTAL FTE's	0	5	0	0	0	5	0	0

OFB Departmental Funding/Expenditure Fact Sheet
Special Fund

Department/Agency: DEPARTMENT OF ADMINISTRATION
Division/Program: PUBLIC TRANSPORTATION DIVISION
AS400 account number(s): 5208A090680SE208***

Fund Name: GUAM HIGHWAY FUND

Department/Agency Head Certification as to the accuracy of information contained herein:	
LOURDES M. PEREZ, Director	
Director Name (Print)	
<i>Lm Perez</i>	10/21/09
Signature	Date

AS400 Account Code	Appropriation Classification	As of September 30, 2008						As of September 30, 2009								
		FY 2008						FY 2009								
		A	B	C	D	E	F	G	H	I	J	K	L	M	N	O
		FY 2008 Appropriations PL 29-19	FY 2007 Authorized Lapse Carried Over/Continued into FY 2008	FY 2008 Governor's Transfer +/-	Total FY 2008 Spending Authorization (A)+(B)+(C)	FY 2008 Expenditures/ Encumbrances	FY 2008 Available Balance (D)-(E)	FY 2009 Appropriations PL 29-113	FY 2008 Authorized Lapse Carried Over/Continued into FY 2009	FY 2009 Governor's Transfer +/-	Total FY 2009 Spending Authorized (G)+(H)+(I)	FY 2009 YTD Allotment	FY 2009 YTD Expenditures/ Encumbrances 1/	FY 2009 Projected Expenditures (remaining quarter)	FY 2009 Total Expenditures/ Encumbrances (L)+(M)	FY 2009 Available Projected Balance (J)-(N)
PERSONNEL SERVICES																
111	Regular Salaries/Increments	175,746			175,746	156,689	19,057	138,818	0	0	138,818	138,818	137,916	0	137,916	903
112	Overtime/Special Pay	0			0	0	0	0	0	0	0	0	0	0	0	0
113	Benefits	53,598			53,598	48,012	5,586	43,994	0	0	43,994	43,994	43,338	0	43,338	656
	TOTAL PERSONNEL SERVICES	229,344	0	0	229,344	204,701	24,643	182,812	0	0	182,812	182,812	181,253	0	181,253	1,559
OPERATIONS																
220	TRAVEL- Off-Island/Local Mileage Reimbursements	0			0	0	0	0	0	0	0	0	0	0	0	0
230	CONTRACTUAL SERVICES	2,270,356			2,270,356	2,212,521	57,835	2,551,652	0	0	2,551,652	2,551,652	2,551,652	0	2,551,652	0
270	DRUG TESTING	0			0	0	0	0	0	0	0	0	0	0	0	0
240	SUPPLIES & MATERIALS	0			0	0	0	0	0	0	0	0	0	0	0	0
250	EQUIPMENT	0			0	0	0	0	0	0	0	0	0	0	0	0
271	WORKERS COMPENSATION BENEFITS	0			0	0	0	0	0	0	0	0	0	0	0	0
290	MISCELLANEOUS	0			0	0	0	0	0	0	0	0	0	0	0	0
	TOTAL OPERATIONS	2,270,356	0	0	2,270,356	2,212,521	57,835	2,551,652	0	0	2,551,652	2,551,652	2,551,652	0	2,551,652	0
UTILITIES																
361	Power	300			300	300	0	0	0	0	0	0	0	0	0	0
362	Water/Sewer	0			0	0	0	0	0	0	0	0	0	0	0	0
363	Telephone/Toll	0			0	0	0	6,000	0	0	6,000	6,000	6,000	0	6,000	0
	TOTAL UTILITIES	300	0	0	300	300	0	6,000	0	0	6,000	6,000	6,000	0	6,000	0
701	INDIRECT COST	0			0	0	0	0	0	0	0	0	0	0	0	0
450	CAPITAL OUTLAY	0			0	0	0	0	0	0	0	0	0	0	0	0
	TOTAL	2,500,000	0	0	2,500,000	2,417,522	62,478	2,740,464	0	0	2,740,464	2,740,464	2,738,905	0	2,738,905	1,559

FULL TIME EQUIVALENCIES (FTE's)	As of September 30, 2008				As of September 30, 2009			
	UNCLASSIFIED	CLASSIFIED	CONTRACT	OTHER	UNCLASSIFIED	CLASSIFIED	CONTRACT	OTHER
FILLED/WARM BODIES	0	5	0	0	0	5	0	0
VACANT (FUNDED)	0	0	0	0	0	0	0	0
TOTAL FTE's	0	5	0	0	0	5	0	0